

This article was downloaded by:

On: 27 January 2011

Access details: *Access Details: Free Access*

Publisher *Taylor & Francis*

Informa Ltd Registered in England and Wales Registered Number: 1072954 Registered office: Mortimer House, 37-41 Mortimer Street, London W1T 3JH, UK



## Phosphorus, Sulfur, and Silicon and the Related Elements

Publication details, including instructions for authors and subscription information:

<http://www.informaworld.com/smpp/title~content=t713618290>

### Formation of 2-Methylene-1,3-oxathiole Derivatives in the Rhodium(II) Acetate-Catalyzed Reaction of $\alpha$ -Diazocarbonyl Compounds with Carbon Disulfide

Hirofumi Nakano<sup>a</sup>; Toshikazu Ibata<sup>b</sup>

<sup>a</sup> Department of Chemistry, Aichi University of Education, Aichi, Japan <sup>b</sup> Department of Chemistry, Faculty of Science, Osaka University, Osaka, Japan

**To cite this Article** Nakano, Hirofumi and Ibata, Toshikazu(2009) 'Formation of 2-Methylene-1,3-oxathiole Derivatives in the Rhodium(II) Acetate-Catalyzed Reaction of  $\alpha$ -Diazocarbonyl Compounds with Carbon Disulfide', *Phosphorus, Sulfur, and Silicon and the Related Elements*, 184: 5, 1224 — 1232

**To link to this Article:** DOI: 10.1080/10426500902856313

**URL:** <http://dx.doi.org/10.1080/10426500902856313>

PLEASE SCROLL DOWN FOR ARTICLE

Full terms and conditions of use: <http://www.informaworld.com/terms-and-conditions-of-access.pdf>

This article may be used for research, teaching and private study purposes. Any substantial or systematic reproduction, re-distribution, re-selling, loan or sub-licensing, systematic supply or distribution in any form to anyone is expressly forbidden.

The publisher does not give any warranty express or implied or make any representation that the contents will be complete or accurate or up to date. The accuracy of any instructions, formulae and drug doses should be independently verified with primary sources. The publisher shall not be liable for any loss, actions, claims, proceedings, demand or costs or damages whatsoever or howsoever caused arising directly or indirectly in connection with or arising out of the use of this material.

## Formation of 2-Methylene-1,3-oxathiole Derivatives in the Rhodium(II) Acetate-Catalyzed Reaction of $\alpha$ -Diazocarbonyl Compounds with Carbon Disulfide

Hirofumi Nakano<sup>1</sup> and Toshikazu Ibata<sup>2</sup>

<sup>1</sup>Department of Chemistry, Aichi University of Education, Aichi, Japan

<sup>2</sup>Department of Chemistry, Faculty of Science, Osaka University, Osaka, Japan

*The rhodium(II) acetate-catalyzed reaction of  $\alpha$ -diazocarbonyl compound with carbon disulfide gave 1,3-oxathiole-2-thione, 2-methylene-1,3-oxathiole, and 2,2'-spirobis(1,3-oxathiole) derivatives depending on the substituent on the diazo compounds via 1,5- or 1,3-electrocyclization of thiocarbonyl ylide intermediate formed by the reaction of rhodium carbenoid with thiocarbonyl group.*

**Keywords** Diazo compound; electrocyclization; oxathiole; rhodium(II); thiocarbonyl ylide

### INTRODUCTION

1,3-Dipolar cycloaddition<sup>1</sup> is a useful reaction for the selective synthesis of heterocyclic frameworks. Carbonyl ylides<sup>2</sup> and thiocarbonyl ylides<sup>3</sup> have been extensively studied with respect to their formation, reaction, and synthetic applications. The chemistry of carbonyl ylides is very broad; especially, asymmetric 1,3-dipolar cycloaddition has been studied using chiral catalyst,<sup>4–7</sup> and intramolecular 1,3-dipolar cycloaddition has been used to synthesize complex natural products.<sup>8–11</sup> However, the chemistry of thiocarbonyl ylides is not as much investigated as that of carbonyl ylides, so we have been interested in the effective formation and reactions of thiocarbonyl ylides. Methods<sup>3</sup> for the formation of thiocarbonyl ylides have been developed, including thermolysis of 2,5-dihydro-1,3,4-thiadiazole or 2,4-dihydro-1,3-oxathiol-5-one,

Received 30 December 2007; accepted 15 February 2008.

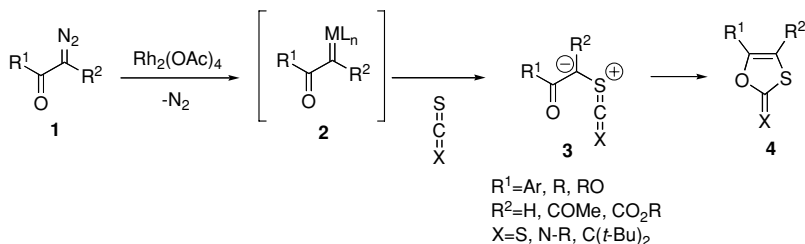
Dedicated to Professor Marian Mikołajczyk, CBMiM PAN in Łódź, Poland, on the occasion of his 70th birthday.

Address correspondence to Prof. Dr. Hirofumi Nakano, Department of Chemistry, Aichi University of Education, Igaya, Kariya, Aichi 448-8542, Japan. E-mail: hnakano@aeu.ac.jp

1,3-elimination of halomethyl trimethylsilylmethyl thioethers, deprotonation of thiooxonium salts, and reaction of carbene or carbenoid compounds with thiocarbonyl compounds.

We have described previously the formation of thiocarbonyl ylides **3** by the rhodium(II)-catalyzed reaction of diazo compounds **1** with thiocarbonyl compounds such as carbon disulfide,<sup>12,13</sup> isothiocyanate,<sup>14,15</sup> and thioketene<sup>16</sup> to give the corresponding 1,3-oxathiole derivatives **4**.<sup>17</sup>

In a previous paper,<sup>12</sup> we described the reaction of substituted  $\alpha$ -diazoacetophenones (**1**:  $R^1 = \text{Ar}$ ,  $R^2 = \text{H}$ ) with carbon disulfide in the presence of rhodium(II) acetate to give the corresponding 5-aryl-1,3-oxathiole-2-thiones (**4**:  $R^1 = \text{Ar}$ ,  $R^2 = \text{H}$ ,  $X = \text{S}$ ) through the thiocarbonyl ylide **3** ( $X = \text{S}$ ), formed from the ketocarbene **2** and carbon disulfide (Scheme 1). In order to investigate the structural effect on the reaction, the reaction of diazoacetophenones having various substituents on  $\alpha$ -position was studied.

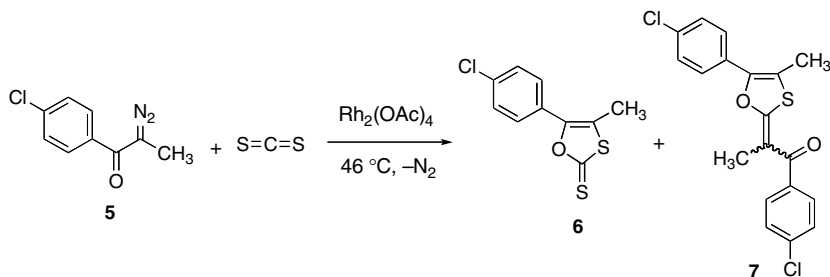


**SCHEME 1**

## RESULTS AND DISCUSSION

The reaction of 1-(4-chlorophenyl)-2-diazopropan-1-one (**5**) with carbon disulfide in the presence of rhodium(II) acetate was carried out at 46°C. The reaction mixture was separated by medium pressure liquid chromatography to give 5-(4-chlorophenyl)-4-methyl-1,3-oxathiole-2-thione (**6**) in 27% yield together with product **7** (20%). The elemental analysis and mass spectrum measurement of **7** support the molecular formula  $\text{C}_{19}\text{H}_{14}\text{O}_2\text{SCl}$ , which corresponds to a 2:1 product of the ketocarbene with carbon disulfide, which has eliminated one sulfur atom (Scheme 2).

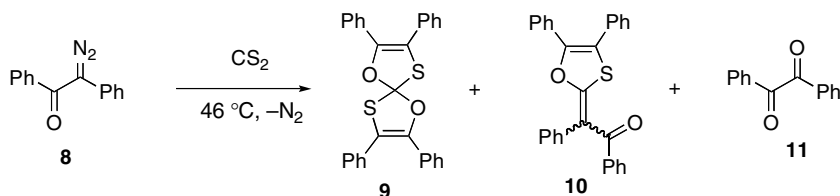
The structure of **7** was confirmed on the basis of its spectroscopic data. The  $^{13}\text{C}$  NMR spectrum of **7** showed the signal of a carbonyl carbon at 190.9 ppm and that of 5-C of 1,3-oxathiole at 143.1 ppm, which is similar to that of 5-C of 1,3-oxathiole-2-thione (ca. 150 ppm).<sup>12</sup> The signal



## SCHEME 2

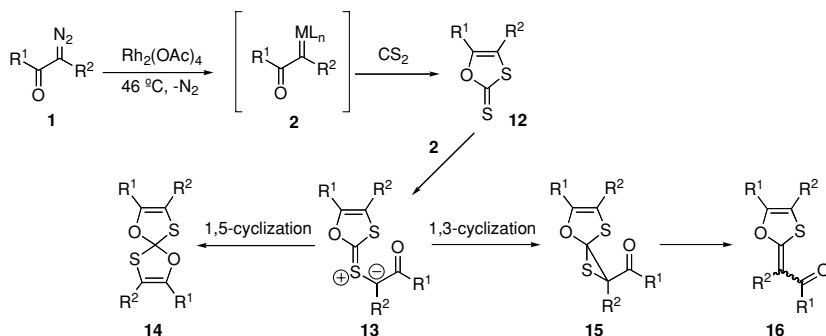
at 113.9 ppm is assigned to 4-C of 1,3-oxathiole on the basis of its chemical shift, multiplicity, and coupling constant ( $^2J_{CH} = 7$  Hz) compared with those of 1,3-oxathiole-2-thione. These data suggest that product **7** is 1-(4-chlorophenyl)-2-[5-(4-chlorophenyl)-4-methyl-1,3-oxathiol-2-ylidene]propan-1-one. There are two possible structures of oxathiole **7**: *E*- and *Z*-isomer. Determination of the geometrical structure based on the available spectroscopic data is not successful at this time. The formation of ethylenic compound by the elimination of sulfur atom in the reaction of carbene or carbenoid with thiocarbonyl compound was reviewed by Mloston and Heimgartner.<sup>3</sup>

The catalytic reaction of 2-diazo-1,2-diphenylethan-1-one (**8**) with carbon disulfide gave 2,2'-spirobis(1,3-oxathiole) **9**, 2-methylene-1,3-oxathiole **10**, and benzil **11** in 26, 4.0, and 40% yields, respectively, without affording 1,3-oxathiole-2-thione (Scheme 3).



## SCHEME 3

Elemental analysis and mass spectrum data suggested that compound **9** was a 2:1 product of ketocarbene moiety and carbon disulfide. The  $^{13}\text{C}$  NMR spectrum of **9** did not show signals of carbonyl and thiocarbonyl carbons, but showed a signal of quaternary carbon (127.9 ppm) originating from carbon disulfide. The carbon signals of two aromatic units originating from **8** are equivalent. So **9** was identified as 2,2'-spirobis(1,3-oxathiole) having symmetrical structure.

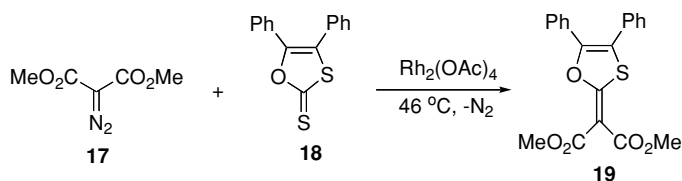


SCHEME 4

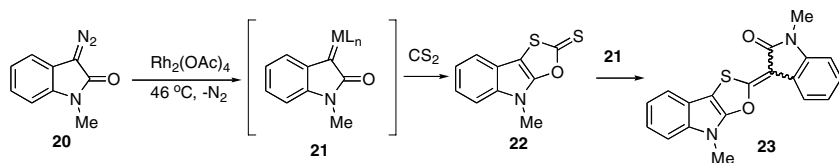
The reaction under the similar conditions using degassed solvents gave **9**, **10**, and **11** in 43%, 14%, and 6.6% yields, respectively, increasing the yield of **9** sacrificing the yield of **11**. The catalytic decomposition of **8** in benzene at 46 °C under air gave **11** in 90% yield. These observations show that **11** is formed by the reaction of ketocarbenoid with oxygen. These results indicate that the substituent at the  $\alpha$ -position of the diazoketone affects the distribution of the products.

1,3-Oxathiole-2-thione **12** was formed by cyclization of thiocarbonyl ylide **3** ( $X = S$ ) generated by the reaction of ketocarbenoid **2** with carbon disulfide.<sup>12</sup> In the reaction of **8**, ketocarbenoid **2** attacks at the sulfur atom of oxathiole-2-thione **12** to generate thiocarbonyl ylide **13**, which undergoes 1,5-cyclization<sup>18,19</sup> to give spiro 1,3-oxathiole **14**. In the reaction of **5** or **8**, the 1,3-cyclization of thiocarbonyl ylide **13** to give thiirane **15** is followed by desulfurization to afford 2-methylene-1,3-oxathiole **16** (Scheme 4).

Trapping experiments for the thiocarbonyl ylide **13** by dipolarophiles were not successful. However, the formation of thiocarbonyl ylide **13** by the reaction of ketocarbenoid with 1,3-oxathiole-2-thione was confirmed by the following reaction. Rhodium(II) acetate-catalyzed reaction of dimethyl 2-diazomalonate (**17**) with 4,5-diphenyl-1,3-oxathiole-2-thione (**18**) gave the corresponding dimethyl 2-(4,5-diphenyl-1,3-oxathiol-2-ylidene)malonate **19** in 37% yield (Scheme 5).



SCHEME 5



SCHEME 6

Rhodium(II) acetate-catalyzed reaction of 3-diazo-1-methyl-1,3-dihydroindol-2-one (**20**) with carbon disulfide also gave 4-methyl-2-(1-methyl-2-oxo-2,3-dihydro-3-indoylidene)-4H[1,3]-oxathiole[5,4-b]indole (**23**) in 21% yield. Several attempts to isolate the 1,3-oxathiole-2-thione using medium and high pressure liquid chromatography were unsuccessful (Scheme 6).

## CONCLUSION

In conclusion, the rhodium(II) acetate catalyzed reaction of  $\alpha$ -diazocarbonyl compounds with carbon disulfide gave 1,3-oxathiole-2-thione, 2-methylene-1,3-oxathiole, and 2,2'-spirobis(1,3-oxathiole) derivatives depending on the substituent on the diazo compounds via thiocarbonyl ylide intermediate formed by the reaction of rhodium carbenoid with thiocarbonyl group. The product distribution was determined by substituent at the diazo carbon atom: phenyl and methyl groups increased a second attack of the carbenoid on the thiocarbonyl sulfur atom of 1,3-oxathiole-2-thione to form a thiocarbonyl ylide, phenyl group favored 1,5-cyclization of the thiocarbonyl ylide to give spirobis(1,3-oxathiole).

## EXPERIMENTAL

Melting points were measured with a Yanagimoto melting point apparatus and were not corrected. IR spectra were recorded on a Perkin-Elmer model 983. <sup>1</sup>H NMR (399.65 MHz and 500 MHz) and <sup>13</sup>C NMR (100.40 MHz and 125.65 MHz) spectra were recorded with a JEOL GSX-400 and a JEOL GX-500 instrument in CDCl<sub>3</sub> solution, using TMS as internal standard. Mass spectra were obtained with a JEOL JMS-DX303 mass spectrometer.

## Materials

1-(4-Chlorophenyl)-2-diazopropan-1-one (**5**) was prepared by the reaction of 4-chlorobenzoyl chloride with an excess of diazoethane in the presence of triethylamine according to the method of Newman and Beal.<sup>20</sup> 2-Diazo-1,2-diphenylethan-1-one (**8**) was prepared according to the reported methods.<sup>21</sup> Benzene was purified by distillation after reflux on  $\text{CaH}_2$  and stored over molecular sieves 4 Å. Carbon disulfide was purified just before use by distillation after reflux over tetraphosphorus decoxide.

## Rhodium(II) Acetate-Catalyzed Decomposition of $\alpha$ -Diazocarbonyl Compounds: General Procedure

A solution of diazocarbonyl compound (3.00 mmol) in dry benzene (50 mL) was added over a period of ca. 4 h to a refluxing suspension of rhodium(II) acetate (4.3 mg,  $9.7 \times 10^{-3}$  mmol) in carbon disulfide (100 mL) under nitrogen atmosphere. The solution was heated at 46 °C until no more diazo compound was detected by TLC or IR spectroscopy. The resulting reaction mixture was concentrated under reduced pressure. The residue was separated by medium-pressure liquid chromatography (silica gel, eluted with ethyl acetate-hexane).

The rhodium(II) acetate-catalyzed reaction of 1-(4-chlorophenyl)-2-diazoethan-1-one (**5**) with carbon disulfide gave 1,3-oxathiole-2-thione **6** and 2-methylene-1,3-oxathiole **7** in 27% and 20% yields, respectively.

### 5-(4-Chlorophenyl)-4-methyl-1,3-oxathiole-2-thione (**6**)

Colorless prisms; mp 101.0–102.3 °C (from benzene/hexane);  $^1\text{H}$  NMR ( $\text{CDCl}_3$ ):  $\delta$  = 2.30 (s, 3H,  $\text{CH}_3$ ), 7.42–7.45 (m, 2H, arom-H), 7.50–7.53 (m, 2H, arom-H);  $^{13}\text{C}$  NMR ( $\text{CDCl}_3$ ):  $\delta$  = 11.7 (q,  $\text{CH}_3$ ), 117.6 (sq,  $^2J_{\text{CH}}$  = 7.3 Hz, S-C=), 125.9 (s, arom-C), 128.5 (d, arom-CH), 129.2 (d, arom-CH), 135.8 (s, arom-C), 149.3 (s, O-C=), 201.6 (s, C=S); IR (KBr): 1592, 1488, 1209, 1193, 1178, 1094, 1015, 996, 831, and 662  $\text{cm}^{-1}$ ; MS (EI, rel. intensity %, assignment) 244 (46,  $\text{M}^+ + 2$ ), 243 (14,  $\text{M}^+ + 1$ ), 242 (100,  $\text{M}^+$ ), 226 (11), 182 (45), 155 (13), 149 (24), 138 (80), 111 (24), 103 (12), 75 (16), 59 (13). Calcd for  $\text{C}_{10}\text{H}_7\text{OS}_2\text{Cl}$ : C, 49.48; H, 2.91%. Found: C, 49.49; H, 2.91%.

### 1-(4-Chlorophenyl)-2-[5-(4-chlorophenyl)-4-methyl-1,3-oxathiol-2-ylidene]-propan-1-one (**7**)

Pale yellow crystals; mp 166.0–168.2 °C (from benzene/hexane);  $^1\text{H}$  NMR ( $\text{CDCl}_3$ ):  $\delta$  = 2.22 (s, 3H,  $\text{CH}_3$ ), 2.34 (s, 3H,  $\text{CH}_3$ ), 7.38–7.46 (m, 4H, arom-H), 7.52–7.56 (m, 4H, arom-H);  $^{13}\text{C}$  NMR ( $\text{CDCl}_3$ ):  $\delta$  = 11.5

(q, CH<sub>3</sub>), 13.7 (q, CH<sub>3</sub>), 103.1 (sq,  $^2J_{CH} = 5.9$  Hz, Me-C=), 113.9 (sq,  $^2J_{CH} = 7.3$  Hz, Me-C=), 127.3 (s), 128.1 (s), 128.3 (d), 129.1 (d), 129.3 (d), 134.8 (s), 136.0 (s), 138.4 (s), 143.1 (s), 170.0 (s), 190.1 (s); IR (KBr): 2926, 1632, 1605, 1593, 1566, 1480, 1444, 1395, 1347, 1094, 1003, 988, 832, 753, 679 cm<sup>-1</sup>; MS (EI, rel intensity %, assignment) 380 (18, M<sup>+</sup>+4), 379 (24, M<sup>+</sup>+3), 378 (76, M<sup>+</sup>+2), 377 (56, M<sup>+</sup>+1), 376 (100, M<sup>+</sup>), 375 (48, M<sup>+</sup>-1), 265 (11), 182 (42), 150 (11), 139 (64), 111 (25), 83 (12). Calcd for C<sub>19</sub>H<sub>14</sub>O<sub>2</sub>SCl<sub>2</sub>: C, 60.49; H, 3.74%. Found: C, 60.20; H, 3.90%.

The rhodium(II) acetate-catalyzed reaction of 2-diazo-1,2-diphenylethan-1-one (**8**) with carbon disulfide gave spirobis(oxathiole) **9**, 2-methylene-1,3-oxathiole **10**, and benzil **11** in 26%, 4%, and 40% yields, respectively.

### **2,2'-Spirobis(4,5-diphenyl-1,3-oxathiole) (9)**

Colorless needles; mp 154.8–155.3°C (from acetone); <sup>1</sup>H NMR (CDCl<sub>3</sub>): δ = 7.20–7.43 (m, 20H, arom-H); <sup>13</sup>C NMR (CDCl<sub>3</sub>): δ = 111.1 (s, =C-S), 127.8 (d, arom-C), 127.9 (s, spiro-C), 128.2 (d, arom-CH), 128.5 (d, arom-CH), 128.8 (d, arom-CH), 129.2 (d, arom-CH), 129.7 (s, arom-C), 130.8 (s, arom-C), 140.3 (s, arom-C); IR (KBr): 3045, 3022, 2918, 1633, 1598, 1571, 1494, 1443, 1222, 1157, 1085, 1065, 1028, 1012, 995, 963, 938, 916, 766, 753, 695 cm<sup>-1</sup>; MS (EI, rel. intensity %, assignment): 466 (7, M<sup>+</sup>+2), 465 (15, M<sup>+</sup>+1), 464 (40, M<sup>+</sup>), 432 (6, M<sup>+</sup>-S), 359 (64, M<sup>+</sup>-PhCO), 331 (23), 210 (36), 178 (19), 165 (16), 153 (36), 121 (100, PhCS<sup>+</sup>), 105 (64, PhCO<sup>+</sup>), 77 (79), 51 (14). Calcd for C<sub>29</sub>H<sub>20</sub>O<sub>2</sub>S<sub>2</sub>: C, 74.97; H, 4.30%. Found: C, 75.04; H, 4.53%.

### **2-(4,5-Diphenyl-1,3-oxathiol-2-ylidene)-1,2-diphenylethan-1-one (10)**

Pale yellow crystals; mp 183.0–189.0°C (from benzene/hexane); <sup>1</sup>H NMR (CDCl<sub>3</sub>): δ = 7.15–7.45 (m, 20H, arom-H); <sup>13</sup>C NMR (CDCl<sub>3</sub>): δ = 111.1 (d), 118.1 (s), 126.9 (d), 127.0 (d), 127.5 (d), 128.3 (d), 128.4 (d), 128.6 (d), 129.1 (d), 129.2 (d), 129.3 (d), 129.7 (d), 129.9 (s), 130.1 (d), 130.09 (d), 135.5 (s), 139.4 (s), 143.7 (s), 171.3 (s), 189.5 (s, C=O); IR (KBr): 1599, 1568, 1496, 1460, 1442, 1346, 1307, 1160, 1062, 1025, 960, 912, 867, 830, 751, 696, 691 cm<sup>-1</sup>; MS (EI, rel. intensity %, assignment): 434 (12, M<sup>+</sup>+2), 433 (37, M<sup>+</sup>+1), 432 (100, M<sup>+</sup>), 355 (5), 311 (2), 210 (35), 178 (11), 165 (14), 121 (10), 105 (49, PhCO<sup>+</sup>), 77 (23). Calcd for C<sub>29</sub>H<sub>20</sub>O<sub>2</sub>S: C, 80.33; H, 4.87%. Found: C, 80.53; H, 4.66%.



## Rhodium(II) Acetate-Catalyzed Reaction of Dimethyl 2-Diazomalonate with 4,5-Diphenyl-1,3-oxathiole-2-thione

A solution of dimethyl 2-diazomalonate (**17**) (1 mmol) in dry benzene (10 mL) was added over a period of ca. 1 h to a solution of rhodium(II) acetate ( $9.1 \times 10^{-3}$  mmol) and 4,5-diphenyl-1,3-oxathiole-2-thione (**18**)<sup>22</sup> (0.5 mmol) in benzene (10 mL) at 46°C under nitrogen atmosphere. The solution was heated at 46°C for 2 h. The resulting reaction mixture was concentrated under reduced pressure. The residue was separated by medium-pressure liquid chromatography (silica gel, eluted with ethyl acetate-hexane) to give dimethyl 2-(4,5-diphenyl-1,3-oxathiol-2-ylidene)malonate (**19**): yield 37%; colorless crystals; mp 140.0–143.0°C (from benzene/hexane); <sup>1</sup>H NMR (CDCl<sub>3</sub>):  $\delta$  = 3.87 (s, 3H, OCH<sub>3</sub>), 3.89 (s, 3H, OCH<sub>3</sub>), 7.28–7.49 (m, 10H, arom-H); <sup>13</sup>C NMR (CDCl<sub>3</sub>):  $\delta$  = 51.9 (q, OCH<sub>3</sub>), 52.2 (q, OCH<sub>3</sub>), 94.6 (s, =C(COOMe)<sub>2</sub>), 118.1 (s, S-C=), 127.2 (d, arom-CH), 127.9 (s, arom-C), 128.6 (s, arom-C), 128.7 (d, arom-CH), 129.3 (d, arom-CH), 129.4 (d, arom-CH), 129.5 (d, arom-CH), 129.6 (d, arom-CH), 145.3 (st, <sup>3</sup>J<sub>CH</sub> = 4.8 Hz, O-C=), 164.2 (sq, <sup>3</sup>J<sub>CH</sub> = 4.0 Hz, ester C=O), 167.6 (sq, <sup>3</sup>J<sub>CH</sub> = 4.0 Hz, ester C=O), 178.3 (s, 2-C=); IR (KBr): 2924, 1713 (C=O), 1664, 1523, 1484, 1444, 1432, 1324, 1276, 1211, 1190, 1162, 1153, 1110, 1084, 1062, 1028, 1012, 811, 780, 755, 694, 665 cm<sup>-1</sup>. Calcd for C<sub>20</sub>H<sub>16</sub>O<sub>5</sub>S: C, 65.20; H, 4.38%. Found: C, 65.22; H, 4.49%.

The rhodium(II) acetate-catalyzed reaction of 3-diazo-1-methyl-1,3-dihydroindol-2-one (**20**)<sup>23</sup> with carbon disulfide gave 1-Methyl-3-(4-Methyl-4*H*-[1,3]oxathiole-[5,4-*b*]-indole-2-ylidene)-1,3-dihydroindol-2-one (**20**): yield 21%; yellow crystals; mp 213.8–215.3°C (from benzene/hexane); <sup>1</sup>H NMR (CDCl<sub>3</sub>):  $\delta$  = 3.32 (s, 3H, NCH<sub>3</sub>), 3.89 (s, 3H, NCH<sub>3</sub>), 6.86–7.73 (m, 8H, arom-H); <sup>13</sup>C NMR (CDCl<sub>3</sub>):  $\delta$  = 26.0 (q, NCH<sub>3</sub>), 29.8 (q, NCH<sub>3</sub>), 88.6 (s), 101.1 (s), 107.7 (s), 110.2 (s), 118.3 (d), 120.1 (s), 120.5 (d), 121.0 (s), 121.3 (d), 121.5 (d), 121.6 (d), 125.7 (d), 136.8 (s), 139.3 (s), 149.9 (s), 167.4 (s), 170.02 (s); IR (KBr): 1675 (C=O), 1626, 1598, 1559, 1514, 1483, 1468, 1449, 1374, 1344, 1318, 1263, 1220, 1116, 1076, 1020, 978, 813, 769, 740, 701, 685, 658 cm<sup>-1</sup>; MS (EI, rel. intensity %, assignment): 336 (8, M<sup>+</sup>+2), 335 (25, M<sup>+</sup>+1), 334 (100, M<sup>+</sup>), 333 (11, M<sup>+</sup>-1), 319 (12, M<sup>+</sup>-CH<sub>3</sub>), 305 (28, M<sup>+</sup>-NCH<sub>3</sub>), 273 (14), 167 (16), 117 (14). Calcd for C<sub>19</sub>H<sub>14</sub>N<sub>2</sub>O<sub>2</sub>S: C, 68.24; H, 4.22; N, 8.38%. Found: C, 67.95; H, 4.38; N, 8.28%.

## REFERENCES

- [1] A. Padwa and W. H. Pearson, Eds, *The Chemistry of Heterocyclic Compounds*, Vol. 59: Synthetic Applications of 1,3-Dipolar Cycloaddition Chemistry Toward Heterocycles and Natural Products (Wiley, New York, 2002).

- [2] M. C. McMills and D. Wright, In: *The Chemistry of Heterocyclic Compounds*, Vol. 59: Synthetic Applications of 1,3-Dipolar Cycloaddition Chemistry toward Heterocycles and Natural Products, A. Padwa and W. H. Pearson, Eds., (Wiley, New York, 2002), pp. 253–314, and references cited therein.
- [3] G. Mloston and H. Heimgartner, In: *The Chemistry of Heterocyclic Compounds*, Vol. 59: Synthetic Applications of 1,3-Dipolar Cycloaddition Chemistry toward Heterocycles and Natural Products, A. Padwa and W. H. Pearson, Eds. (Wiley, New York, 2002), pp. 315–360, and references cited therein.
- [4] H. Suga, T. Suzuki, K. Inoue, and A. Kakehi, *Tetrahedron*, **62**, 9218 (2006).
- [5] J. L. G. Ruano, A. Fraile, M. R. Martín, and A. Núñez, *J. Org. Chem.*, **1**, 6536 (2006).
- [6] H. Tsutsui, N. Shimada, T. Abe, M. Anada, M. Nakajima, S. Nakamura, H. Nambu, and S. Hashimoto, *Adv. Synth. Catal.*, **349**, 521 (2007).
- [7] H. Suga, D. Ishimoto, S. Higuchi, M. Ohtsuka, T. Arikawa, T. Tsuchida, A. Kakehi, and T. Baba, *Org. Lett.*, **9**, 4359 (2007).
- [8] A. Padwa, *J. Organomet. Chem.*, **690**, 5533 (2005).
- [9] S. Nakamura, Y. Sugano, F. Kikuchi, and S. Hashimoto, *Angew. Chem. Int. Ed.*, **45**, 6532 (2006).
- [10] V. Nair and T. D. Suja, *Tetrahedron*, **63**, 12247 (2007).
- [11] D. B. Englanda, J. M. Eagana, G. Mereyb, O. Anach, and A. Padwa, *Tetrahedron*, **64**, 988 (2008).
- [12] T. Ibata and H. Nakano, *Bull. Chem. Soc. Jpn.*, **63**, 3096 (1990).
- [13] H. Nakano, H. Tamura, and T. Ibata, *Bull. Chem. Soc. Jpn.*, **64**, 771 (1991).
- [14] T. Ibata and H. Nakano, *Bull. Chem. Soc. Jpn.*, **65**, 3088 (1992).
- [15] H. Nakano and T. Ibata, *Bull. Chem. Soc. Jpn.*, **66**, 238 (1993).
- [16] H. Nakano and T. Ibata, *Bull. Chem. Soc. Jpn.*, **68**, 1393 (1995).
- [17] T. Ibata, M. Himori, K. Fukushima, H. Suga, and H. Nakano, *Heterocyclic Commun.*, **2**, 87 (1996).
- [18] G. Mloston and H. Heimgartner, *Targets in Heterocyclic Systems*, **9**, 141 (2005).
- [19] G. Mloston and H. Heimgartner, *Targets in Heterocyclic Systems*, **10**, 266 (2006).
- [20] M. S. Newman and P. Beal III, *J. Am. Chem. Soc.*, **71**, 1506 (1949).
- [21] L. I. Smith and H. H. Heehn, *Org. Synth., Coll. Vol.* 3, 356.
- [22] M. Ishida, K. Sugiura, K. Takagi, H. Hiraoka, and S. Kato, *Chem. Lett.*, **1988**, 1705.
- [23] M. P. Cava, R. L. Little, and D. R. Napier, *J. Am. Chem. Soc.*, **80**, 2257 (1958).